

Fig. A7.0 Scenario 0-- Pixel Detector with VI beam pipe section (PST removed).

Table A7.01

Equivalent dose rate from Pixel + VI, Scenario 0 for T= 100d, t= 5d

R\Z	0	20	40	50	70	88.5	107	150	200	250	300	325	335	345	365	380	400
0															72.72	11.47	5.50
5														55.26	72.14	11.18	5.48
10														51.58	23.90	10.48	5.40
15	61.70	67.05	104.39											41.45	17.41	9.66	5.27
23	35.85	37.47	45.21	40.14	24.27	17.18	12.39	7.23	6.80	9.06	31.49			29.93	13.44	8.47	5.01
30	26.07	26.83	28.22	25.78	17.61	12.70	9.44	5.88	5.47	7.57	27.22			23.36	11.38	7.58	4.73
40	18.23	18.37	17.92	16.66	12.75	9.71	7.54	5.01	4.63	6.47	20.54		21.20	16.24	9.19	6.50	4.32
50	13.57	13.49	12.84	12.04	9.84	7.88	6.37	4.45	4.12	5.65	14.12	17.62	13.94	11.29	7.48	5.58	3.91
75	7.61	7.48	7.09	6.77	5.99	5.23	4.55	3.52	3.30	4.15	6.41	6.71	6.33	5.80	4.63	3.84	2.99
100	4.92	4.86	4.65	4.50	4.14	3.78	3.44	2.89	2.72	3.12	3.82	3.83	3.72	3.55	3.10	2.74	2.29
125	3.48	3.45	3.35	3.27	3.09	2.91	2.73	2.40	2.27	2.42	2.65	2.59	2.53	2.45	2.24	2.05	1.79
150	2.64	2.61	2.55	2.52	2.41	2.32	2.21	2.00	1.90	1.93	1.98	1.93	1.89	1.84	1.70	1.60	1.44
200	1.69	1.68	1.66	1.64	1.61	1.57	1.54	1.45	1.37	1.34	1.28	1.24	1.21	1.19	1.13	1.08	1.01
250	1.20	1.20	1.19	1.19	1.16	1.15	1.13	1.09	1.03	0.99	0.94	0.89	0.88	0.86	0.83	0.79	0.75

Table A7.01 (continuation)

Equivalent dose rate from Pixel + VI, Scenario 0 for T= 100d, t= 7 d

R\Z	0	20	40	50	70	88.5	107	150	200	250	300	325	335	345	365	380	400
0															67.70	95.69	100.36
5														50.83	67.16	105.02	197.18
10														47.24	22.11	81.99	168.02
15	55.50	60.45	95.72											38.00	16.06	55.50	60.45
23	32.34	33.89	41.24	36.82	22.30	15.74	11.39	6.71	6.33	8.40	28.97			27.47	12.38	32.34	33.89
30	23.57	24.31	25.71	23.58	16.14	11.63	8.67	5.44	5.07	7.01	25.04			21.45	10.47	23.57	24.31
40	16.52	16.68	16.33	15.21	11.68	8.90	6.92	4.62	4.28	5.97	18.90		19.49	14.93	8.45	16.52	16.68
50	12.32	12.26	11.69	10.99	9.00	7.22	5.84	4.10	3.81	5.22	12.98	16.25	12.84	10.39	6.87	12.32	12.26
75	6.92	6.81	6.46	6.18	5.48	4.78	4.17	3.25	3.04	3.82	5.91	6.18	5.82	5.34	4.27	6.92	6.81
100	4.48	4.42	4.23	4.11	3.79	3.46	3.16	2.64	2.51	2.88	3.53	3.54	3.43	3.27	2.85	4.48	4.42
125	3.18	3.14	3.05	2.98	2.82	2.65	2.49	2.19	2.08	2.22	2.43	2.38	2.33	2.25	2.06	3.18	3.14
150	2.40	2.38	2.33	2.29	2.21	2.11	2.01	1.83	1.75	1.78	1.81	1.77	1.73	1.69	1.58	2.40	2.38
200	1.54	1.54	1.52	1.51	1.48	1.44	1.40	1.33	1.27	1.22	1.18	1.14	1.12	1.10	1.04	1.54	1.54
250	1.09	1.08	1.08	1.07	1.06	1.05	1.03	0.99	0.94	0.90	0.86	0.82	0.80	0.79	0.76	1.09	1.08

Table A7.01 (continuation)

Equivalent dose rate from Pixel + VI, Scenario 0 for T= 100d, t= 15 d

R\Z	0	20	40	50	70	88.5	107	150	200	250	300	325	335	345	365	380	400
0															60.68	73.60	77.49
5														42.23	60.27	80.43	149.58
10														38.35	19.03	63.00	128.95
15	42.90	46.96	76.75											30.98	13.55	42.90	46.96
23	25.18	26.52	32.78	30.00	18.32	12.74	9.34	5.74	5.46	7.14	23.54			22.48	10.29	25.18	26.52
30	18.45	19.11	20.52	19.03	13.16	9.45	7.11	4.58	4.31	5.88	20.32			17.58	8.68	18.45	19.11
40	13.00	13.16	13.04	12.21	9.45	7.22	5.66	3.85	3.60	4.97	15.37		16.07	12.27	6.97	13.00	13.16
50	9.74	9.71	9.33	8.81	7.26	5.85	4.76	3.39	3.17	4.33	10.61	13.51	10.63	8.57	5.66	9.74	9.71
75	5.51	5.43	5.17	4.96	4.41	3.87	3.38	2.66	2.51	3.16	4.85	5.08	4.80	4.40	3.50	5.51	5.43
100	3.59	3.54	3.40	3.31	3.06	2.81	2.57	2.17	2.05	2.36	2.90	2.90	2.81	2.68	2.35	3.59	3.54
125	2.55	2.53	2.45	2.40	2.28	2.15	2.02	1.79	1.71	1.83	1.99	1.96	1.91	1.85	1.69	2.55	2.53
150	1.94	1.92	1.88	1.86	1.78	1.72	1.64	1.50	1.43	1.46	1.50	1.46	1.42	1.38	1.29	1.94	1.92
200	1.25	1.24	1.23	1.22	1.19	1.16	1.14	1.07	1.03	1.01	0.98	0.93	0.91	0.89	0.85	1.25	1.24
250	0.89	0.88	0.88	0.87	0.86	0.85	0.84	0.80	0.77	0.74	0.70	0.67	0.66	0.65	0.62	0.89	0.88

Table A7.01 (continuation)

Equivalent dose rate from Pixel + VI, Scenario 0 for T= 100d, t= 30 d

R\Z	0	20	40	50	70	88.5	107	150	200	250	300	325	335	345	365	380	400
0															55.11	55.92	59.04
5														34.60	54.67	60.90	112.18
10														30.49	16.39	47.97	98.26
15	32.87	36.15	60.42											24.75	11.35	32.87	36.15
23	19.40	20.54	25.73	24.20	14.87	10.13	7.53	4.85	4.65	5.95	18.58			18.04	8.45	19.40	20.54
30	14.28	14.87	16.16	15.17	10.58	7.54	5.73	3.81	3.61	4.84	15.99			14.12	7.06	14.28	14.87
40	10.12	10.29	10.27	9.69	7.55	5.77	4.55	3.16	2.97	4.05	12.15		13.02	9.90	5.66	10.12	10.29
50	7.60	7.61	7.37	6.99	5.79	4.68	3.83	2.77	2.61	3.51	8.44	11.02	8.63	6.93	4.59	7.60	7.61
75	4.34	4.29	4.09	3.92	3.50	3.09	2.70	2.15	2.05	2.55	3.89	4.09	3.86	3.54	2.83	4.34	4.29
100	2.83	2.80	2.70	2.62	2.43	2.24	2.05	1.74	1.66	1.91	2.32	2.33	2.26	2.16	1.89	2.83	2.80
125	2.02	2.00	1.96	1.91	1.81	1.71	1.61	1.43	1.38	1.48	1.60	1.58	1.54	1.49	1.37	2.02	2.00
150	1.53	1.52	1.49	1.47	1.42	1.36	1.31	1.19	1.15	1.17	1.20	1.18	1.15	1.11	1.03	1.53	1.52
200	1.00	1.00	0.98	0.97	0.96	0.94	0.92	0.87	0.83	0.81	0.78	0.75	0.73	0.72	0.69	1.00	1.00
250	0.70	0.70	0.70	0.70	0.69	0.68	0.67	0.64	0.63	0.60	0.55	0.53	0.53	0.52	0.50	0.70	0.70

Table A7.01 (continuation)

Equivalent dose rate from Pixel + VI, Scenario 0 for T= 100d, t= 100 d

R\Z	0	20	40	50	70	88.5	107	150	200	250	300	325	335	345	365	380	400
0															47.17	5.32	2.23
5														22.50	46.80	5.12	2.21
10														18.20	12.31	4.66	2.17
15	18.75	20.64	34.08											14.93	7.89	4.16	2.10
23	11.10	11.76	14.98	14.90	9.22	5.89	4.55	3.29	3.20	3.90	10.38			10.97	5.51	3.47	1.98
30	8.21	8.56	9.48	9.12	6.43	4.48	3.46	2.49	2.38	3.05	8.82			8.55	4.48	3.02	1.85
40	5.84	5.97	6.04	5.76	4.54	3.46	2.76	2.00	1.91	2.49	6.78		8.03	6.03	3.52	2.52	1.66
50	4.41	4.43	4.33	4.13	3.45	2.80	2.31	1.73	1.65	2.14	4.82	6.84	5.33	4.24	2.83	2.14	1.49
75	2.54	2.51	2.41	2.32	2.08	1.84	1.63	1.32	1.26	1.54	2.29	2.44	2.32	2.14	1.73	1.43	1.12
100	1.68	1.65	1.59	1.56	1.45	1.34	1.23	1.06	1.01	1.14	1.39	1.40	1.37	1.30	1.14	1.01	0.85
125	1.20	1.19	1.15	1.13	1.08	1.03	0.97	0.86	0.84	0.89	0.97	0.94	0.92	0.89	0.82	0.75	0.66
150	0.91	0.90	0.89	0.88	0.84	0.81	0.79	0.72	0.70	0.70	0.73	0.70	0.68	0.67	0.62	0.59	0.53
200	0.59	0.59	0.58	0.58	0.56	0.55	0.55	0.52	0.50	0.49	0.46	0.45	0.44	0.43	0.41	0.39	0.37
250	0.42	0.42	0.42	0.42	0.41	0.41	0.40	0.39	0.38	0.35	0.33	0.32	0.32	0.31	0.30	0.29	0.28

Table A7.02

Equivalent dose rate from Pixel + VI, Scenario 0 for T= 10y, t= 5 d

R/Z	0	20	40	50	70	88.5	107	150	200	250	300	325	335	345	365	380	400
0															243.25	26.81	11.06
5														113.44	241.39	25.80	10.99
10														91.62	62.62	23.42	10.77
15	91.79	100.00	153.44											74.64	39.71	20.79	10.45
23	54.06	56.83	70.94	70.35	43.82	28.14	21.99	16.14	15.77	19.11	49.82			54.36	27.46	17.28	9.78
30	39.77	41.22	45.03	43.19	30.56	21.37	16.65	12.13	11.70	14.86	42.11			42.16	22.25	14.95	9.14
40	28.21	28.64	28.79	27.40	21.59	16.51	13.22	9.76	9.33	12.11	32.26		39.45	29.57	17.37	12.42	8.20
50	21.25	21.27	20.69	19.72	16.49	13.40	11.09	8.39	8.01	10.35	23.04	33.25	26.00	20.77	13.89	10.46	7.32
75	12.19	12.04	11.53	11.11	9.99	8.85	7.83	6.36	6.09	7.41	11.08	11.84	11.31	10.43	8.43	7.03	5.48
100	8.02	7.92	7.64	7.44	6.93	6.41	5.92	5.10	4.90	5.55	6.71	6.78	6.61	6.33	5.57	4.94	4.16
125	5.74	5.70	5.54	5.45	5.19	4.93	4.65	4.18	4.02	4.29	4.66	4.60	4.50	4.37	3.99	3.67	3.23
150	4.38	4.36	4.27	4.21	4.07	3.92	3.77	3.49	3.35	3.43	3.49	3.40	3.34	3.26	3.04	2.85	2.58
200	2.85	2.84	2.82	2.80	2.74	2.69	2.63	2.50	2.41	2.35	2.27	2.19	2.15	2.11	2.00	1.91	1.78
250	2.04	2.04	2.03	2.02	1.99	1.97	1.94	1.87	1.80	1.72	1.64	1.57	1.55	1.52	1.45	1.40	1.34

Table A7.02 (continuation)

Equivalent dose rate from Pixel + VI, Scenario 0 for T= 10y, t= 7 d

R/Z	0	20	40	50	70	88.5	107	150	200	250	300	325	335	345	365	380	400
0															236.91	25.85	10.61
5														108.97	235.07	24.87	10.53
10														87.18	60.60	22.55	10.33
15	85.46	93.27	144.55											71.11	38.25	19.98	10.02
23	50.48	53.17	66.85	66.94	41.79	26.69	20.95	15.61	15.26	18.42	47.21			51.83	26.34	16.57	9.38
30	37.21	38.64	42.47	40.91	29.04	20.30	15.87	11.67	11.28	14.28	39.84			40.19	21.28	14.31	8.74
40	26.45	26.90	27.16	25.91	20.49	15.67	12.58	9.36	8.98	11.59	30.56		37.68	28.21	16.60	11.89	7.84
50	19.98	20.01	19.52	18.63	15.62	12.71	10.54	8.03	7.68	9.90	21.88	31.84	24.87	19.84	13.27	10.00	7.00
75	11.49	11.36	10.90	10.51	9.46	8.39	7.44	6.06	5.83	7.08	10.55	11.30	10.78	9.96	8.04	6.70	5.22
100	7.57	7.48	7.22	7.04	6.57	6.08	5.61	4.86	4.67	5.29	6.39	6.47	6.30	6.03	5.31	4.71	3.96
125	5.44	5.39	5.26	5.16	4.91	4.66	4.43	3.98	3.84	4.08	4.44	4.38	4.29	4.16	3.81	3.50	3.08
150	4.14	4.12	4.04	4.00	3.86	3.72	3.58	3.31	3.18	3.26	3.33	3.26	3.18	3.10	2.90	2.72	2.46
200	2.70	2.69	2.66	2.65	2.61	2.55	2.50	2.39	2.29	2.24	2.16	2.08	2.05	2.00	1.90	1.82	1.70
250	1.93	1.93	1.92	1.90	1.89	1.87	1.85	1.78	1.72	1.64	1.55	1.49	1.47	1.44	1.39	1.34	1.27

Table A7.02 (continuation)

Equivalent dose rate from Pixel + VI, Scenario 0 for T= 10y, t= 15 d

R\Z	0	20	40	50	70	88.5	107	150	200	250	300	325	335	345	365	380	400
0															232.02	24.29	9.74
5														100.37	230.22	23.33	9.67
10														78.05	57.81	21.06	9.47
15	72.39	79.26	124.72											63.85	35.80	18.55	9.17
23	43.04	45.51	58.02	59.77	37.60	23.53	18.79	14.55	14.32	17.07	41.54			46.63	24.24	15.25	8.56
30	31.87	33.24	37.03	36.13	25.88	17.99	14.20	10.75	10.47	13.08	34.90			36.15	19.44	13.11	7.98
40	22.79	23.25	23.71	22.78	18.15	13.91	11.24	8.54	8.25	10.54	26.88		34.10	25.45	15.08	10.83	7.13
50	17.28	17.36	17.05	16.36	13.80	11.27	9.41	7.29	7.02	8.95	19.39	28.94	22.55	17.92	12.02	9.08	6.34
75	10.02	9.92	9.55	9.22	8.34	7.43	6.62	5.46	5.27	6.38	9.44	10.15	9.70	8.97	7.26	6.06	4.72
100	6.64	6.56	6.35	6.19	5.79	5.38	4.99	4.35	4.20	4.75	5.74	5.81	5.66	5.43	4.78	4.25	3.58
125	4.79	4.74	4.63	4.55	4.35	4.13	3.93	3.55	3.44	3.67	3.97	3.94	3.86	3.73	3.42	3.15	2.76
150	3.66	3.63	3.58	3.52	3.42	3.29	3.18	2.96	2.86	2.93	2.99	2.91	2.85	2.79	2.61	2.44	2.21
200	2.39	2.38	2.36	2.35	2.30	2.26	2.21	2.13	2.04	2.00	1.93	1.88	1.83	1.80	1.71	1.63	1.53
250	1.71	1.71	1.70	1.70	1.68	1.66	1.63	1.59	1.53	1.47	1.39	1.34	1.32	1.30	1.25	1.20	1.14

Table A7.02 (continuation)

Equivalent dose rate from Pixel + VI, Scenario 0 for T= 10y, t= 30 d

R\Z	0	20	40	50	70	88.5	107	150	200	250	300	325	335	345	365	380	400
0															222.94	22.57	8.86
5														91.71	221.20	21.64	8.80
10														69.35	54.42	19.46	8.61
15	61.54	67.53	106.91											56.93	33.17	17.07	8.33
23	36.77	38.99	50.31	53.30	33.74	20.65	16.78	13.52	13.36	15.71	36.12			41.68	22.13	13.91	7.77
30	27.35	28.59	32.27	31.88	23.03	15.88	12.68	9.87	9.66	11.89	30.18			32.31	17.61	11.90	7.21
40	19.65	20.10	20.69	20.01	16.05	12.30	10.01	7.77	7.55	9.51	23.35		30.68	22.80	13.59	9.77	6.43
50	14.95	15.06	14.89	14.34	12.18	9.98	8.36	6.58	6.37	8.05	16.99	26.14	20.31	16.09	10.81	8.17	5.71
75	8.73	8.66	8.35	8.09	7.34	6.57	5.88	4.89	4.74	5.71	8.38	9.04	8.67	8.03	6.50	5.42	4.24
100	5.81	5.75	5.58	5.44	5.11	4.75	4.42	3.87	3.76	4.23	5.11	5.18	5.06	4.85	4.28	3.81	3.19
125	4.20	4.16	4.07	4.00	3.83	3.66	3.47	3.16	3.07	3.27	3.55	3.50	3.43	3.33	3.06	2.80	2.47
150	3.21	3.20	3.14	3.10	3.01	2.92	2.82	2.62	2.55	2.61	2.67	2.60	2.55	2.49	2.32	2.18	1.97
200	2.11	2.11	2.09	2.07	2.04	2.00	1.96	1.88	1.82	1.78	1.73	1.66	1.63	1.60	1.53	1.46	1.37
250	1.51	1.51	1.51	1.50	1.49	1.46	1.46	1.40	1.36	1.31	1.23	1.20	1.18	1.15	1.10	1.06	1.01

Table A7.02 (continuation)

Equivalent dose rate from Pixel + VI, Scenario 0 for T= 10y, t= 100 d

R\Z	0	20	40	50	70	88.5	107	150	200	250	300	325	335	345	365	380	400
0															208.1	19.50	7.27
5														75.53	206.5	18.63	7.22
10														54.04	48.40	16.59	7.05
15	44.34	48.66	75.23											44.63	28.43	14.36	6.80
23	26.64	28.31	37.13	41.53	26.55	15.46	13.04	11.37	11.34	12.98	26.25			32.77	18.27	11.48	6.30
30	19.93	20.90	24.04	24.33	17.81	12.08	9.84	8.11	8.02	9.59	21.63			25.32	14.29	9.69	5.82
40	14.42	14.81	15.46	15.13	12.28	9.42	7.75	6.26	6.15	7.54	16.90		24.34	17.92	10.87	7.86	5.16
50	11.04	11.15	11.15	10.82	9.28	7.63	6.48	5.25	5.14	6.31	12.60	20.81	16.11	12.70	8.57	6.51	4.56
75	6.53	6.48	6.28	6.11	5.58	5.02	4.53	3.84	3.74	4.44	6.41	7.00	6.74	6.26	5.10	4.27	3.35
100	4.37	4.33	4.21	4.12	3.88	3.64	3.40	3.02	2.95	3.29	3.94	4.01	3.92	3.77	3.35	2.97	2.51
125	3.18	3.15	3.09	3.04	2.92	2.79	2.67	2.45	2.39	2.54	2.74	2.72	2.67	2.59	2.38	2.20	1.94
150	2.44	2.43	2.39	2.37	2.30	2.23	2.17	2.03	1.98	2.02	2.06	2.02	1.98	1.93	1.81	1.70	1.54
200	1.60	1.60	1.59	1.59	1.57	1.54	1.51	1.45	1.41	1.38	1.33	1.29	1.27	1.25	1.18	1.13	1.05
250	1.16	1.16	1.15	1.15	1.15	1.13	1.12	1.09	1.05	1.01	0.97	0.92	0.91	0.89	0.86	0.83	0.79

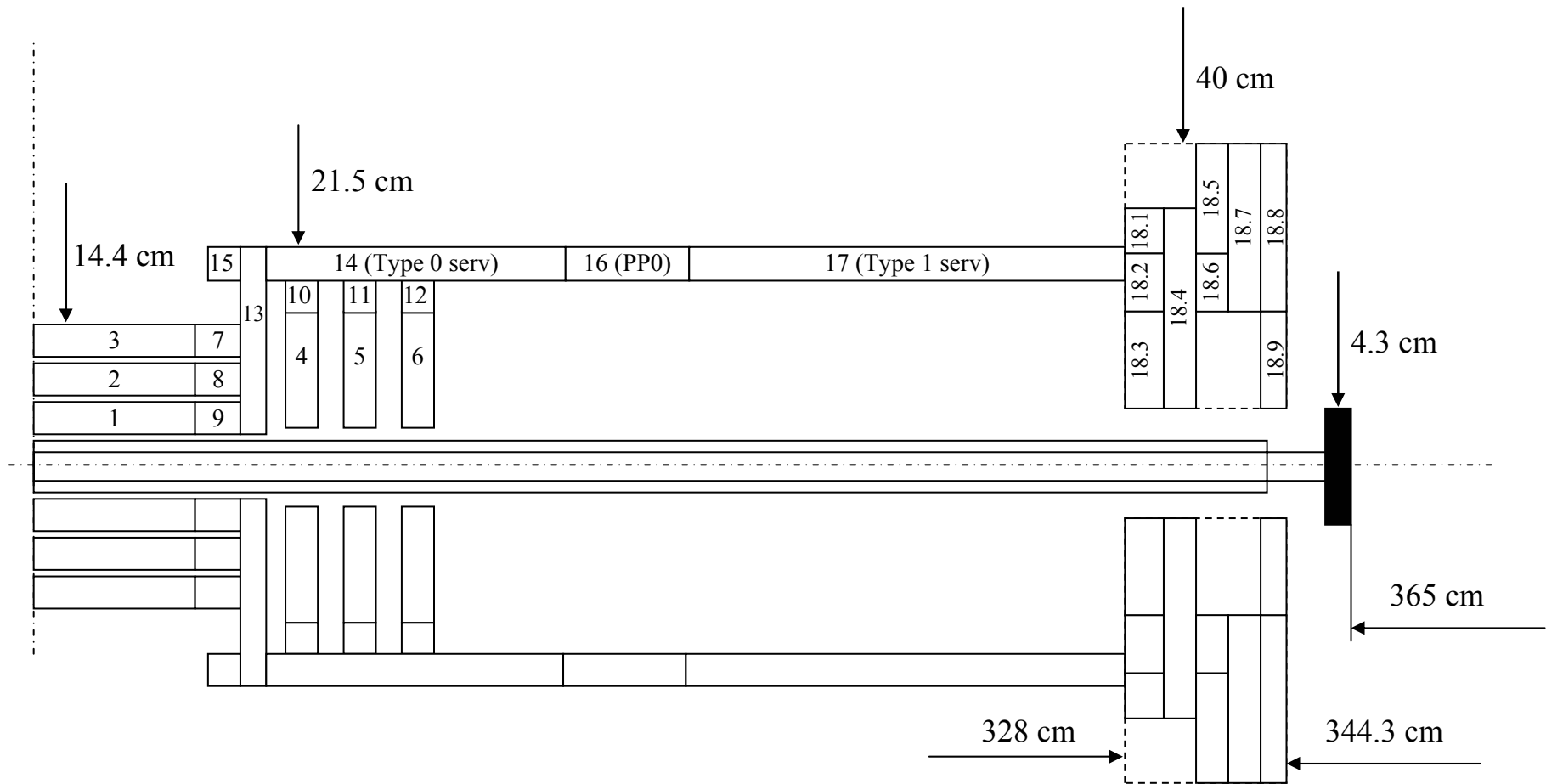


Fig. A7.1 Scenario 1-- Pixel Detector with VI beam pipe section (PST, PP1 cables and connectors removed).



Table A7.1

Equivalent dose rate from Pixel + VI, Scenario 1 for T= 100d, t= 5d

R\Z	0	20	40	50	70	88.5	107	150	200	250	300	325	335	345	365	380	400
0															67.5	7.9	3.2
5														45.6	66.9	7.6	3.2
10														42.0	18.7	7.0	3.1
15	61.2	66.3	103.7											32.0	12.3	6.2	3.0
23	35.3	36.9	44.7	39.6	23.8	16.7	11.8	6.4	5.4	5.4	8.1	18.2		20.8	8.6	5.1	2.8
30	25.6	26.3	27.7	25.3	17.1	12.2	8.9	5.1	4.1	4.1	6.2	11.8		14.7	6.7	4.4	2.6
40	17.8	17.9	17.5	16.2	12.3	9.2	7.0	4.3	3.3	3.3	4.8	7.3	9.7	8.6	5.0	3.5	2.3
50	13.1	13.1	12.4	11.6	9.4	7.4	5.8	3.7	2.8	2.8	3.8	5.0	5.3	5.1	3.8	2.9	2.0
75	7.2	7.1	6.7	6.4	5.6	4.8	4.0	2.9	2.2	2.1	2.4	2.5	2.5	2.5	2.2	1.9	1.5
100	4.6	4.5	4.3	4.1	3.7	3.4	3.0	2.3	1.8	1.6	1.7	1.7	1.6	1.6	1.5	1.3	1.1
125	3.1	3.1	3.0	2.9	2.7	2.5	2.3	1.9	1.5	1.4	1.3	1.2	1.2	1.2	1.1	1.0	0.91
150	2.3	2.3	2.2	2.2	2.1	1.9	1.8	1.5	1.3	1.1	1.0	1.0	1.0	0.94	0.87	0.83	0.75
200	1.4	1.4	1.4	1.4	1.3	1.3	1.2	1.1	0.94	0.83	0.74	0.70	0.68	0.67	0.63	0.60	0.55
250	1.0	1.0	0.94	0.93	0.91	0.89	0.87	0.80	0.72	0.65	0.58	0.54	0.52	0.51	0.48	0.46	0.44

Table A7.1 (continuation)

Equivalent dose rate from Pixel + VI, Scenario 1 for T= 100d, t= 7 d

R\Z	0	20	40	50	70	88.5	107	150	200	250	300	325	335	345	365	380	400
0															62.9	7.3	3.0
5														41.9	62.4	7.1	2.9
10														38.4	17.4	6.4	2.9
15	55.0	59.7	95.1											29.3	11.4	5.7	2.8
23	31.9	33.4	40.7	36.3	21.8	15.3	10.9	6.0	5.0	5.0	7.5	16.7		19.1	7.9	4.7	2.6
30	23.1	23.9	25.3	23.1	15.7	11.2	8.2	4.7	3.8	3.8	5.8	10.8		13.5	6.2	4.0	2.4
40	16.1	16.3	15.9	14.8	11.2	8.4	6.4	3.9	3.1	3.0	4.4	6.7	8.8	7.9	4.6	3.3	2.1
50	11.9	11.9	11.3	10.6	8.6	6.8	5.3	3.4	2.6	2.6	3.5	4.5	4.8	4.7	3.5	2.7	1.9
75	6.6	6.5	6.1	5.8	5.1	4.4	3.7	2.6	2.0	1.9	2.2	2.3	2.3	2.3	2.0	1.7	1.4
100	4.1	4.1	3.9	3.8	3.4	3.1	2.7	2.1	1.7	1.5	1.5	1.5	1.5	1.5	1.3	1.2	1.1
125	2.9	2.8	2.7	2.7	2.5	2.3	2.1	1.7	1.4	1.2	1.2	1.1	1.1	1.1	1.0	0.93	0.84
150	2.1	2.1	2.0	2.0	1.9	1.8	1.7	1.4	1.2	1.0	1.0	0.90	0.88	0.86	0.81	0.77	0.69
200	1.3	1.3	1.3	1.2	1.2	1.2	1.1	1.0	0.87	0.76	0.69	0.65	0.63	0.62	0.57	0.55	0.51
250	0.86	0.86	0.85	0.84	0.83	0.81	0.79	0.73	0.65	0.58	0.53	0.49	0.48	0.47	0.44	0.43	0.41

Table A7.1 (continuation)

Equivalent dose rate from Pixel + VI, Scenario 1 for T= 100d, t= 15 d

R\Z	0	20	40	50	70	88.5	107	150	200	250	300	325	335	345	365	380	400
0															56.8	6.3	2.5
5														35.0	56.4	6.1	2.5
10														31.2	15.2	5.5	2.4
15	42.5	46.4	76.3											23.9	9.7	4.9	2.3
23	24.8	26.1	32.4	29.6	18.0	12.4	8.9	5.2	4.4	4.4	6.4	13.8		15.7	6.6	4.0	2.2
30	18.1	18.8	20.2	18.7	12.8	9.1	6.7	4.0	3.3	3.3	4.9	8.9		11.1	5.2	3.4	2.0
40	12.7	12.8	12.7	11.9	9.1	6.9	5.3	3.3	2.6	2.6	3.7	5.6	7.2	6.5	3.8	2.7	1.8
50	9.4	9.4	9.0	8.5	6.9	5.5	4.4	2.8	2.2	2.2	2.9	3.8	4.0	3.9	2.9	2.2	1.6
75	5.2	5.1	4.9	4.7	4.1	3.5	3.0	2.2	1.7	1.6	1.8	1.9	1.9	1.9	1.6	1.4	1.1
100	3.3	3.3	3.1	3.0	2.8	2.5	2.2	1.7	1.4	1.3	1.3	1.3	1.3	1.2	1.1	1.0	0.88
125	2.3	2.3	2.2	2.1	2.0	1.9	1.7	1.4	1.2	1.0	1.0	0.94	0.92	0.90	0.84	0.78	0.68
150	1.7	1.7	1.6	1.6	1.5	1.4	1.4	1.2	1.0	0.9	0.79	0.76	0.73	0.71	0.67	0.62	0.57
200	1.0	1.0	1.0	1.0	1.0	0.93	0.90	0.80	0.71	0.63	0.57	0.53	0.51	0.50	0.47	0.45	0.42
250	0.70	0.70	0.70	0.69	0.68	0.66	0.64	0.59	0.53	0.48	0.43	0.41	0.40	0.39	0.37	0.36	0.33

Table A7.1 (continuation)

Equivalent dose rate from Pixel + VI, Scenario 1 for T= 100d, t= 30 d

R\Z	0	20	40	50	70	88.5	107	150	200	250	300	325	335	345	365	380	400
0															52.0	5.5	2.1
5														29.0	51.6	5.2	2.1
10														24.9	13.3	4.7	2.0
15	32.6	35.7	60.1											19.2	8.3	4.1	2.0
23	19.1	20.2	25.4	23.9	14.6	9.8	7.2	4.4	3.8	3.8	5.4	11.2		12.7	5.6	3.4	1.8
30	14.0	14.6	15.9	14.9	10.3	7.3	5.4	3.4	2.8	2.8	4.1	7.3		9.0	4.3	2.8	1.7
40	9.9	10.0	10.0	9.4	7.3	5.5	4.2	2.7	2.2	2.2	3.1	4.6	5.9	5.3	3.2	2.3	1.5
50	7.4	7.4	7.1	6.7	5.5	4.4	3.5	2.3	1.9	1.8	2.4	3.1	3.3	3.2	2.4	1.8	1.3
75	4.1	4.1	3.9	3.7	3.3	2.8	2.4	1.8	1.4	1.3	1.5	1.6	1.6	1.5	1.4	1.2	1.0
100	2.6	2.6	2.5	2.4	2.2	2.0	1.8	1.4	1.1	1.1	1.1	1.0	1.0	1.0	0.92	0.83	0.72
125	1.8	1.8	1.8	1.7	1.6	1.5	1.4	1.1	0.94	0.85	0.81	0.78	0.76	0.74	0.69	0.63	0.56
150	1.3	1.3	1.3	1.3	1.2	1.1	1.1	0.91	0.79	0.70	0.64	0.62	0.61	0.58	0.54	0.51	0.46
200	0.84	0.83	0.81	0.80	0.78	0.76	0.73	0.65	0.57	0.51	0.47	0.43	0.42	0.41	0.39	0.36	0.34
250	0.56	0.56	0.55	0.55	0.54	0.53	0.52	0.47	0.44	0.40	0.34	0.33	0.32	0.31	0.30	0.29	0.27

Table A7.1 (continuation)

Equivalent dose rate from Pixel + VI, Scenario 1 for T= 100d, t= 100 d

R\Z	0	20	40	50	70	88.5	107	150	200	250	300	325	335	345	365	380	400
0															45.5	4.2	1.5
5														19.5	45.1	4.0	1.5
10														15.2	10.6	3.5	1.4
15	18.6	20.4	33.9											11.9	6.2	3.0	1.4
23	10.9	11.6	14.8	14.7	9.1	5.7	4.4	3.0	2.7	2.8	3.8	7.4		8.0	3.9	2.4	1.3
30	8.1	8.4	9.3	9.0	6.3	4.3	3.3	2.3	2.0	2.0	2.8	4.8		5.7	2.9	2.0	1.2
40	5.7	5.8	5.9	5.6	4.4	3.3	2.6	1.8	1.5	1.5	2.1	3.0	3.7	3.4	2.1	1.5	1.0
50	4.3	4.3	4.2	4.0	3.3	2.6	2.1	1.5	1.3	1.3	1.6	2.0	2.2	2.1	1.6	1.2	0.87
75	2.4	2.4	2.3	2.2	1.9	1.7	1.5	1.1	0.9	0.9	1.0	1.1	1.1	1.0	0.90	0.78	0.63
100	1.6	1.5	1.5	1.4	1.3	1.2	1.1	0.86	0.73	0.68	0.69	0.69	0.69	0.66	0.60	0.54	0.47
125	1.1	1.1	1.0	1.0	1.0	0.90	0.83	0.69	0.60	0.55	0.53	0.50	0.49	0.48	0.44	0.42	0.37
150	0.80	0.80	0.78	0.77	0.73	0.69	0.66	0.57	0.50	0.45	0.41	0.39	0.38	0.37	0.35	0.33	0.31
200	0.50	0.50	0.49	0.49	0.47	0.45	0.45	0.40	0.36	0.33	0.29	0.27	0.27	0.26	0.25	0.24	0.22
250	0.34	0.34	0.34	0.34	0.33	0.33	0.32	0.30	0.27	0.24	0.22	0.21	0.20	0.20	0.19	0.18	0.18

Table A7.2

Equivalent dose rate from Pixel + VI, Scenario 1 for T= 10y, t= 5 d

R\Z	0	20	40	50	70	88.5	107	150	200	250	300	325	335	345	365	380	400
0															235.2	21.3	7.5
5														99.1	233.4	20.3	7.4
10														77.3	54.7	18.0	7.2
15	91.0	98.8	152.5											60.4	31.9	15.4	7.0
23	53.3	56.0	70.1	69.6	43.1	27.4	21.2	14.9	13.6	13.9	19.1	38.1		40.3	19.9	12.1	6.4
30	39.0	40.5	44.3	42.5	29.8	20.6	15.8	11.0	9.7	9.9	14.0	24.4		28.5	15.0	9.9	5.8
40	27.5	28.0	28.1	26.7	20.9	15.8	12.4	8.7	7.4	7.5	10.4	15.1	18.9	17.1	10.7	7.8	5.1
50	20.6	20.6	20.0	19.1	15.8	12.7	10.3	7.3	6.2	6.2	8.2	10.3	10.9	10.5	8.0	6.3	4.4
75	11.6	11.5	10.9	10.5	9.3	8.2	7.1	5.4	4.5	4.4	5.0	5.3	5.3	5.1	4.5	3.9	3.2
100	7.5	7.4	7.1	6.9	6.3	5.8	5.2	4.2	3.6	3.4	3.5	3.4	3.4	3.3	3.0	2.8	2.4
125	5.2	5.2	5.0	4.9	4.6	4.3	4.0	3.4	2.9	2.7	2.6	2.5	2.5	2.4	2.2	2.1	1.9
150	3.9	3.9	3.8	3.7	3.5	3.4	3.2	2.8	2.4	2.2	2.1	2.0	1.9	1.9	1.8	1.7	1.5
200	2.4	2.4	2.4	2.4	2.3	2.2	2.2	2.0	1.8	1.6	1.5	1.4	1.4	1.3	1.2	1.2	1.1
250	1.7	1.7	1.7	1.7	1.6	1.6	1.6	1.4	1.3	1.2	1.1	1.0	1.0	0.99	0.94	0.91	0.85

Table A7.2 (continuation)

Equivalent dose rate from Pixel + VI, Scenario 1 for T= 10y, t= 7 d

R\Z	0	20	40	50	70	88.5	107	150	200	250	300	325	335	345	365	380	400
0															229.3	20.7	7.2
5														95.4	227.5	19.7	7.2
10														73.6	53.1	17.4	7.0
15	84.8	92.1	143.7											57.6	30.8	14.9	6.7
23	49.8	52.4	66.1	66.2	41.1	26.0	20.2	14.5	13.2	13.5	18.5	36.5		38.5	19.1	11.6	6.2
30	36.5	38.0	41.8	40.2	28.4	19.6	15.1	10.6	9.4	9.6	13.5	23.3		27.2	14.4	9.6	5.6
40	25.8	26.3	26.5	25.3	19.8	15.0	11.8	8.3	7.1	7.3	10.1	14.5	18.1	16.3	10.3	7.5	4.9
50	19.4	19.4	18.9	18.0	15.0	12.0	9.8	7.0	5.9	6.0	7.9	9.9	10.4	10.0	7.7	6.0	4.2
75	10.9	10.8	10.3	9.9	8.9	7.7	6.7	5.1	4.3	4.2	4.8	5.1	5.1	4.9	4.3	3.8	3.0
100	7.1	7.0	6.7	6.5	6.0	5.5	5.0	4.0	3.4	3.2	3.3	3.3	3.3	3.2	2.9	2.6	2.3
125	5.0	4.9	4.8	4.7	4.4	4.1	3.8	3.2	2.8	2.6	2.5	2.4	2.4	2.3	2.1	2.0	1.8
150	3.7	3.7	3.6	3.5	3.4	3.2	3.0	2.6	2.3	2.1	2.0	1.9	1.9	1.8	1.7	1.6	1.5
200	2.3	2.3	2.3	2.2	2.2	2.1	2.0	1.9	1.7	1.5	1.4	1.3	1.3	1.3	1.2	1.1	1.1
250	1.6	1.6	1.6	1.6	1.5	1.5	1.5	1.4	1.3	1.2	1.0	1.0	0.97	0.94	0.90	0.87	0.82

Table A7.2 (continuation)

Equivalent dose rate from Pixel + VI, Scenario 1 for T= 10y, t= 15 d

R\Z	0	20	40	50	70	88.5	107	150	200	250	300	325	335	345	365	380	400
0															225.4	19.7	6.8
5														88.6	223.6	18.8	6.7
10														66.3	51.2	16.5	6.5
15	71.8	78.3	124.0											52.1	29.3	14.1	6.3
23	42.4	44.9	57.4	59.1	37.0	22.9	18.1	13.6	12.6	12.8	17.3	33.5		35.0	17.9	10.9	5.7
30	31.3	32.6	36.4	35.5	25.3	17.4	13.5	9.8	8.8	9.0	12.6	21.4		24.7	13.4	8.9	5.2
40	22.3	22.7	23.2	22.2	17.6	13.3	10.6	7.6	6.7	6.8	9.3	13.3	16.4	14.9	9.5	7.0	4.5
50	16.8	16.8	16.5	15.8	13.2	10.7	8.8	6.4	5.5	5.6	7.3	9.1	9.6	9.2	7.1	5.6	3.9
75	9.5	9.4	9.1	8.7	7.8	6.9	6.0	4.6	4.0	3.9	4.4	4.7	4.7	4.5	4.0	3.5	2.8
100	6.2	6.1	5.9	5.7	5.3	4.9	4.4	3.6	3.1	3.0	3.1	3.0	3.0	2.9	2.7	2.4	2.1
125	4.4	4.3	4.2	4.1	3.9	3.6	3.4	2.9	2.5	2.4	2.3	2.2	2.2	2.1	2.0	1.8	1.6
150	3.3	3.2	3.2	3.1	3.0	2.8	2.7	2.4	2.1	1.9	1.8	1.7	1.7	1.7	1.6	1.5	1.3
200	2.0	2.0	2.0	2.0	1.9	1.9	1.8	1.7	1.5	1.4	1.3	1.2	1.2	1.1	1.1	1.0	0.97
250	1.4	1.4	1.4	1.4	1.4	1.3	1.3	1.2	1.1	1.0	0.94	0.90	0.88	0.86	0.82	0.78	0.75

Table A7.2 (continuation)

Equivalent dose rate from Pixel + VI, Scenario 1 for T= 10y, t= 30 d

R\Z	0	20	40	50	70	88.5	107	150	200	250	300	325	335	345	365	380	400
0															217.2	18.6	6.3
5														81.6	215.5	17.7	6.2
10														59.3	48.7	15.5	6.1
15	61.1	66.6	106.3											46.8	27.5	13.2	5.8
23	36.2	38.5	49.8	52.8	33.2	20.1	16.2	12.7	11.9	12.1	16.2	30.6		31.6	16.6	10.2	5.3
30	26.9	28.1	31.8	31.4	22.5	15.4	12.1	9.1	8.3	8.5	11.7	19.5		22.3	12.3	8.3	4.8
40	19.2	19.6	20.2	19.5	15.6	11.8	9.4	7.0	6.2	6.4	8.6	12.2	14.9	13.5	8.8	6.4	4.2
50	14.5	14.6	14.4	13.9	11.7	9.5	7.8	5.8	5.1	5.2	6.7	8.3	8.7	8.4	6.5	5.1	3.6
75	8.3	8.3	7.9	7.7	6.9	6.1	5.4	4.2	3.6	3.6	4.1	4.3	4.3	4.2	3.7	3.2	2.6
100	5.4	5.4	5.2	5.0	4.7	4.3	3.9	3.2	2.8	2.7	2.8	2.8	2.7	2.7	2.4	2.2	1.9
125	3.8	3.8	3.7	3.6	3.4	3.2	3.0	2.6	2.3	2.2	2.1	2.0	2.0	1.9	1.8	1.7	1.5
150	2.9	2.9	2.8	2.7	2.6	2.5	2.4	2.1	1.9	1.8	1.7	1.6	1.6	1.5	1.4	1.3	1.2
200	1.8	1.8	1.8	1.8	1.7	1.7	1.6	1.5	1.4	1.3	1.2	1.1	1.1	1.0	0.98	0.94	0.88
250	1.3	1.3	1.3	1.2	1.2	1.2	1.2	1.1	1.0	0.94	0.85	0.82	0.80	0.78	0.73	0.71	0.67

Table A7.2 (continuation)

Equivalent dose rate from Pixel + VI, Scenario 1 for T= 10y, t= 100 d

R\Z	0	20	40	50	70	88.5	107	150	200	250	300	325	335	345	365	380	400
0															204.0	16.7	5.4
5														68.5	202.4	15.8	5.4
10														47.0	44.3	13.8	5.2
15	44.0	48.0	74.8											37.5	24.4	11.6	5.0
23	26.3	27.9	36.7	41.2	26.2	15.1	12.6	10.8	10.3	10.6	13.9	25.5		25.6	14.3	8.8	4.5
30	19.6	20.6	23.7	24.0	17.5	11.7	9.4	7.6	7.1	7.3	9.9	16.2		18.1	10.5	7.1	4.1
40	14.1	14.5	15.1	14.8	11.9	9.1	7.4	5.7	5.2	5.4	7.2	10.1	12.1	11.0	7.4	5.4	3.5
50	10.7	10.8	10.8	10.5	8.9	7.3	6.1	4.7	4.3	4.4	5.6	6.9	7.2	7.0	5.5	4.3	3.1
75	6.2	6.2	6.0	5.8	5.3	4.7	4.2	3.4	3.0	3.0	3.4	3.6	3.6	3.5	3.1	2.7	2.2
100	4.1	4.1	3.9	3.8	3.6	3.3	3.1	2.6	2.3	2.2	2.3	2.3	2.3	2.2	2.0	1.8	1.6
125	2.9	2.9	2.8	2.8	2.6	2.5	2.4	2.1	1.9	1.8	1.7	1.7	1.6	1.6	1.5	1.4	1.2
150	2.2	2.2	2.2	2.1	2.0	2.0	1.9	1.7	1.5	1.4	1.4	1.3	1.3	1.2	1.2	1.1	1.0
200	1.4	1.4	1.4	1.4	1.4	1.3	1.3	1.2	1.1	1.0	0.92	0.89	0.87	0.85	0.80	0.76	0.71
250	0.98	0.98	0.97	0.97	0.96	0.94	0.92	0.87	0.82	0.75	0.70	0.65	0.64	0.63	0.60	0.58	0.55

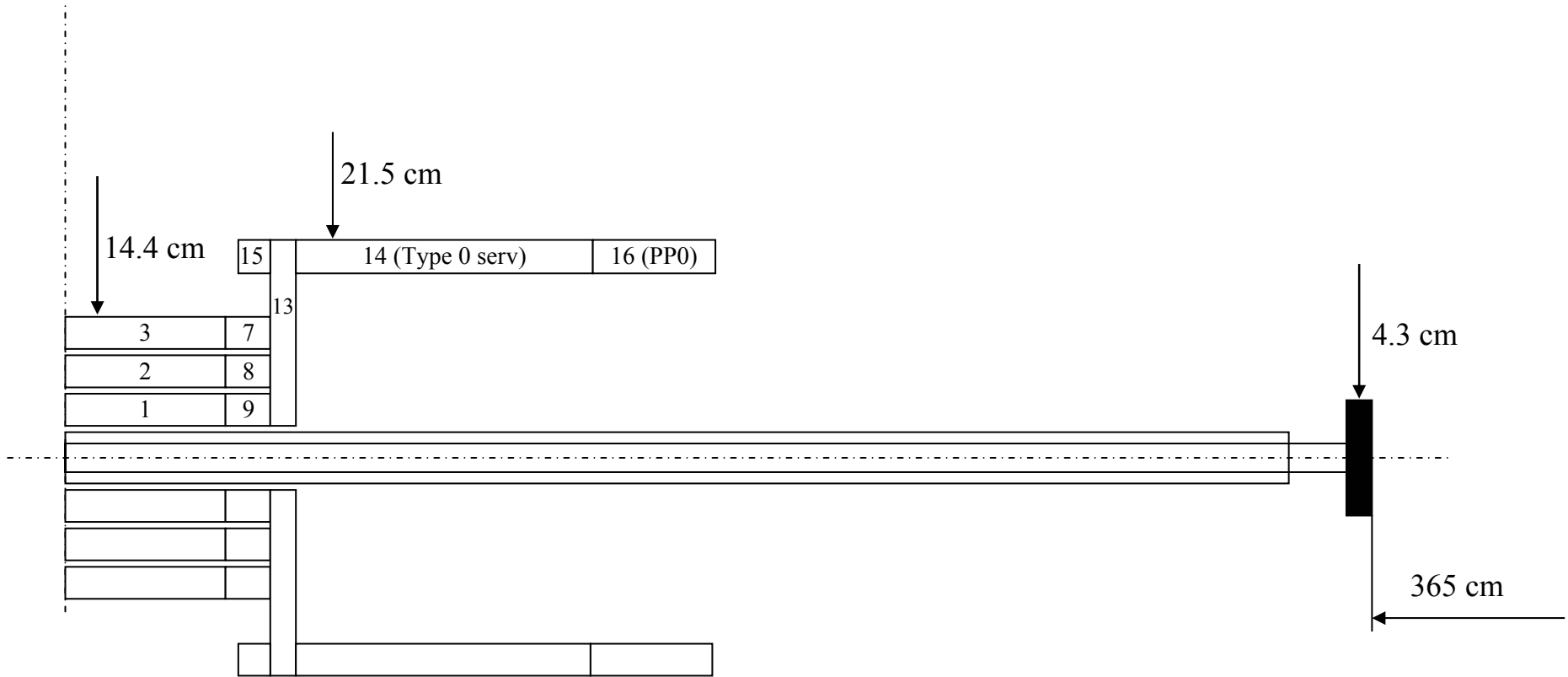


Fig. A7.2 Scenario 2 -- the Pixel Detector with VI beam pipe section (PST, PP1, Type 1 services, and Disks removed).

Table A7.3

Equivalent dose rate from Pixel + VI, Scenario 2 for T= 100d, t= 5d

R\Z	0	20	40	50	70	88.5	107	150	200	250	300	325	335	345	365	380	400
0															59.9	4.0	1.2
5				89.4	25.9	16.8	11.7	5.8	4.3	3.8	3.9	4.4	5.6	14.3	59.4	3.8	1.2
10				75.8	24.0	15.6	10.3	4.1	2.7	2.2	2.1	2.7	3.6	6.1	11.5	3.2	1.1
15	59.7	64.3		58.2	24.2	16.6	10.6	3.6	2.2	1.7	1.7	2.1	2.7	3.9	5.6	2.6	1.1
23	33.9	35.1	39.1	34.7	20.5	14.7	9.4	3.2	1.9	1.4	1.3	1.6	1.9	2.4	2.7	1.8	1.0
30	24.3	24.8	24.9	22.3	14.8	10.5	7.1	3.0	1.7	1.3	1.2	1.4	1.5	1.7	1.8	1.4	0.9
40	16.6	16.6	15.7	14.4	10.7	7.8	5.6	2.7	1.6	1.1	1.0	1.1	1.2	1.3	1.2	1.0	0.74
50	12.1	12.0	11.1	10.3	8.1	6.2	4.7	2.5	1.5	1.1	0.91	0.95	0.96	0.98	0.94	0.82	0.65
75	6.5	6.3	5.9	5.6	4.8	4.0	3.3	2.0	1.3	0.92	0.74	0.71	0.70	0.68	0.62	0.57	0.51
100	4.0	3.9	3.7	3.5	3.2	2.8	2.4	1.7	1.1	0.81	0.64	0.58	0.57	0.54	0.50	0.47	0.42
125	2.7	2.6	2.5	2.4	2.2	2.0	1.8	1.4	1.0	0.72	0.57	0.52	0.49	0.47	0.44	0.40	0.37
150	1.9	1.9	1.8	1.8	1.7	1.6	1.4	1.1	0.83	0.63	0.51	0.45	0.44	0.42	0.38	0.36	0.33
200	1.1	1.1	1.1	1.1	1.0	0.98	0.92	0.78	0.62	0.51	0.41	0.37	0.36	0.34	0.32	0.31	0.28
250	0.74	0.74	0.73	0.72	0.70	0.68	0.64	0.57	0.49	0.41	0.34	0.31	0.30	0.29	0.27	0.26	0.24

Table A7.3 (continuation)

Equivalent dose rate from Pixel + VI, Scenario 2 for T= 100d, t= 7 d

R\Z	0	20	40	50	70	88.5	107	150	200	250	300	325	335	345	365	380	400
0															55.9	3.8	1.1
5				82.3	23.9	15.6	10.9	5.5	4.2	3.7	3.7	4.2	5.3	13.4	55.5	3.5	1.1
10				69.8	22.1	14.4	9.4	3.8	2.5	2.1	2.0	2.5	3.4	5.7	10.7	3.0	1.1
15	53.7	57.9		53.6	22.3	15.3	9.8	3.3	2.1	1.6	1.6	2.0	2.6	3.7	5.2	2.4	1.0
23	30.6	31.8	35.8	31.9	18.9	13.5	8.6	2.9	1.7	1.3	1.3	1.5	1.8	2.2	2.6	1.7	0.89
30	21.9	22.4	22.7	20.4	13.6	9.6	6.5	2.7	1.6	1.2	1.1	1.3	1.4	1.6	1.7	1.3	0.81
40	15.0	15.1	14.4	13.1	9.8	7.2	5.2	2.5	1.5	1.1	1.0	1.0	1.1	1.2	1.1	1.0	0.69
50	11.0	10.9	10.2	9.4	7.4	5.7	4.3	2.3	1.4	1.0	0.84	0.88	0.89	0.90	0.87	0.76	0.61
75	5.9	5.8	5.4	5.1	4.4	3.6	3.0	1.9	1.2	0.84	0.69	0.66	0.64	0.62	0.58	0.54	0.46
100	3.6	3.6	3.4	3.2	2.9	2.5	2.2	1.5	1.0	0.75	0.60	0.55	0.52	0.50	0.46	0.43	0.38
125	2.4	2.4	2.3	2.2	2.0	1.9	1.7	1.2	0.88	0.65	0.52	0.46	0.44	0.43	0.40	0.37	0.34
150	1.8	1.7	1.7	1.6	1.5	1.4	1.3	1.0	0.77	0.58	0.47	0.41	0.40	0.38	0.36	0.34	0.31
200	1.0	1.0	0.99	0.98	0.94	0.90	0.84	0.71	0.57	0.47	0.37	0.34	0.33	0.32	0.30	0.28	0.26
250	0.67	0.67	0.66	0.65	0.63	0.61	0.58	0.51	0.44	0.36	0.31	0.28	0.27	0.27	0.25	0.24	0.23



Table A7.3 (continuation)

Equivalent dose rate from Pixel + VI, Scenario 2 for T= 100d, t= 15 d

R\Z	0	20	40	50	70	88.5	107	150	200	250	300	325	335	345	365	380	400
0															51.1	3.4	0.98
5				67.2	19.8	12.8	9.0	4.7	3.6	3.2	3.3	3.8	4.8	12.3	50.8	3.2	0.97
10				57.1	18.2	11.7	7.7	3.2	2.1	1.8	1.8	2.3	3.0	5.2	9.8	2.7	0.93
15	41.5	45.0		44.0	18.4	12.3	7.9	2.7	1.7	1.4	1.4	1.8	2.3	3.3	4.7	2.2	0.88
23	23.8	24.9	28.7	26.2	15.6	10.9	7.0	2.4	1.5	1.1	1.1	1.3	1.6	2.0	2.3	1.5	0.79
30	17.1	17.6	18.2	16.5	11.1	7.8	5.3	2.2	1.3	0.99	0.94	1.1	1.3	1.5	1.5	1.2	0.71
40	11.8	11.9	11.5	10.6	7.9	5.8	4.2	2.0	1.2	0.88	0.81	0.9	1.0	1.0	1.0	0.85	0.61
50	8.7	8.6	8.1	7.5	6.0	4.6	3.5	1.9	1.1	0.81	0.72	0.8	0.8	0.8	0.8	0.7	0.52
75	4.7	4.6	4.3	4.1	3.5	2.9	2.4	1.5	0.95	0.70	0.58	0.56	0.54	0.53	0.49	0.45	0.39
100	2.9	2.8	2.7	2.6	2.3	2.0	1.8	1.2	0.82	0.60	0.49	0.45	0.43	0.42	0.39	0.36	0.33
125	1.9	1.9	1.8	1.8	1.6	1.5	1.3	0.99	0.72	0.53	0.43	0.38	0.37	0.35	0.33	0.31	0.28
150	1.4	1.4	1.3	1.3	1.2	1.1	1.0	0.82	0.62	0.47	0.39	0.35	0.32	0.31	0.29	0.28	0.25
200	0.82	0.81	0.79	0.78	0.75	0.71	0.67	0.57	0.46	0.39	0.31	0.27	0.27	0.26	0.24	0.23	0.22
250	0.54	0.54	0.53	0.53	0.50	0.49	0.47	0.42	0.36	0.30	0.25	0.23	0.23	0.22	0.21	0.20	0.18

Table A7.3 (continuation)

Equivalent dose rate from Pixel + VI, Scenario 2 for T= 100d, t= 30 d

R\Z	0	20	40	50	70	88.5	107	150	200	250	300	325	335	345	365	380	400
0															47.5	3.1	0.87
5				53.8	15.9	10.2	7.2	3.8	2.9	2.6	2.7	3.2	4.2	11.3	47.2	2.9	0.86
10				45.9	14.7	9.3	6.1	2.6	1.7	1.5	1.5	1.9	2.7	4.7	9.1	2.5	0.83
15	31.8	34.6		35.6	14.9	9.7	6.2	2.2	1.4	1.1	1.2	1.5	2.0	3.0	4.3	2.0	0.78
23	18.3	19.2	22.7	21.2	12.6	8.6	5.5	1.9	1.2	0.91	0.90	1.2	1.4	1.8	2.1	1.4	0.69
30	13.2	13.7	14.4	13.2	8.9	6.2	4.2	1.8	1.1	0.80	0.79	1.0	1.1	1.3	1.4	1.0	0.62
40	9.2	9.3	9.0	8.4	6.3	4.6	3.3	1.6	0.95	0.72	0.68	0.77	0.83	0.89	0.89	0.75	0.52
50	6.8	6.7	6.4	6.0	4.8	3.7	2.8	1.5	0.89	0.66	0.60	0.63	0.66	0.68	0.66	0.58	0.45
75	3.7	3.6	3.4	3.2	2.8	2.3	1.9	1.2	0.76	0.56	0.47	0.45	0.45	0.44	0.42	0.38	0.34
100	2.3	2.2	2.1	2.0	1.8	1.6	1.4	0.96	0.65	0.49	0.40	0.36	0.35	0.34	0.32	0.30	0.27
125	1.5	1.5	1.5	1.4	1.3	1.2	1.1	0.78	0.57	0.43	0.35	0.31	0.30	0.29	0.27	0.25	0.23
150	1.1	1.1	1.1	1.0	0.96	0.89	0.82	0.65	0.50	0.38	0.30	0.28	0.27	0.25	0.24	0.23	0.20
200	0.65	0.65	0.64	0.63	0.59	0.57	0.54	0.46	0.37	0.31	0.25	0.23	0.22	0.21	0.20	0.18	0.17
250	0.43	0.41	0.41	0.40	0.39	0.38	0.37	0.33	0.29	0.24	0.20	0.18	0.18	0.17	0.16	0.16	0.15

Table A7.3 (continuation)

Equivalent dose rate from Pixel + VI, Scenario 2 for T= 100d, t= 100 d

R\Z	0	20	40	50	70	88.5	107	150	200	250	300	325	335	345	365	380	400
0															42.7	2.7	0.71
5				32.0	9.3	5.6	3.7	1.8	1.3	1.2	1.3	1.8	2.7	9.4	42.4	2.5	0.70
10				27.6	8.8	5.2	3.3	1.3	0.85	0.71	0.79	1.3	1.9	3.9	8.0	2.1	0.67
15	18.1	19.7		21.8	9.2	5.5	3.4	1.2	0.71	0.58	0.65	1.0	1.5	2.5	3.8	1.7	0.63
23	10.4	11.0	13.2	13.1	7.8	4.9	3.0	1.1	0.62	0.49	0.54	0.82	1.1	1.4	1.8	1.1	0.56
30	7.6	7.8	8.4	7.9	5.4	3.6	2.4	0.99	0.57	0.45	0.48	0.67	0.83	1.0	1.1	0.84	0.49
40	5.3	5.3	5.3	4.9	3.7	2.7	1.9	0.91	0.53	0.40	0.42	0.53	0.61	0.68	0.71	0.59	0.40
50	3.9	3.9	3.7	3.5	2.8	2.1	1.6	0.84	0.50	0.38	0.38	0.43	0.47	0.50	0.50	0.45	0.34
75	2.1	2.1	2.0	1.9	1.6	1.3	1.1	0.69	0.43	0.33	0.29	0.30	0.30	0.30	0.29	0.27	0.23
100	1.3	1.3	1.2	1.2	1.1	0.93	0.80	0.56	0.39	0.29	0.24	0.23	0.24	0.23	0.22	0.20	0.18
125	0.89	0.88	0.84	0.82	0.75	0.68	0.61	0.45	0.33	0.26	0.21	0.20	0.19	0.18	0.17	0.17	0.15
150	0.63	0.63	0.61	0.59	0.56	0.51	0.47	0.38	0.29	0.23	0.19	0.17	0.16	0.16	0.15	0.14	0.14
200	0.37	0.37	0.36	0.36	0.34	0.33	0.31	0.27	0.22	0.18	0.15	0.14	0.13	0.13	0.12	0.12	0.11
250	0.25	0.25	0.24	0.24	0.24	0.23	0.22	0.19	0.16	0.14	0.12	0.11	0.11	0.11	0.10	0.10	0.09

Table A7.4

Equivalent dose rate from Pixel + VI, Scenario 2 for T= 10 y, t= 5d

R\Z	0	20	40	50	70	88.5	107	150	200	250	300	325	335	345	365	380	400
0															221.3	14.0	3.6
5				149.5	43.0	25.8	17.0	7.9	5.6	4.8	5.5	8.0	12.9	47.3	219.6	13.1	3.5
10				128.4	41.5	24.6	15.5	5.9	3.7	3.1	3.6	5.9	9.6	19.6	41.4	10.9	3.4
15	88.3	95.3		101.1	43.4	26.0	16.1	5.4	3.2	2.6	3.0	5.0	7.5	12.4	19.4	8.6	3.2
23	50.7	52.8	61.8	61.5	37.0	23.1	14.5	4.9	2.8	2.2	2.6	4.0	5.3	7.3	9.0	5.8	2.8
30	36.6	37.6	39.6	37.3	25.4	16.9	11.2	4.6	2.7	2.0	2.3	3.3	4.1	5.0	5.7	4.3	2.4
40	25.3	25.5	25.0	23.4	17.7	12.7	9.0	4.3	2.5	1.9	2.0	2.6	3.0	3.4	3.5	2.9	2.0
50	18.6	18.5	17.6	16.5	13.2	10.1	7.5	3.9	2.4	1.8	1.8	2.2	2.3	2.5	2.5	2.2	1.7
75	10.1	9.9	9.3	8.8	7.6	6.4	5.2	3.2	2.1	1.5	1.4	1.5	1.5	1.5	1.4	1.3	1.2
100	6.3	6.1	5.8	5.6	5.0	4.4	3.8	2.6	1.8	1.4	1.2	1.1	1.1	1.1	1.0	0.99	0.88
125	4.2	4.2	4.0	3.9	3.6	3.2	2.9	2.2	1.6	1.2	1.0	0.96	0.92	0.90	0.84	0.80	0.73
150	3.1	3.0	2.9	2.8	2.7	2.5	2.3	1.8	1.4	1.1	0.90	0.82	0.80	0.78	0.73	0.69	0.62
200	1.8	1.8	1.8	1.7	1.6	1.6	1.5	1.3	1.0	0.85	0.71	0.66	0.64	0.62	0.56	0.54	0.50
250	1.2	1.2	1.2	1.2	1.1	1.1	1.0	0.92	0.80	0.67	0.58	0.54	0.52	0.50	0.47	0.45	0.42

Table A7.4 (continuation)

Equivalent dose rate from Pixel + VI, Scenario 2 for T= 10 y, t= 7 d

R\Z	0	20	40	50	70	88.5	107	150	200	250	300	325	335	345	365	380	400
0															216.1	13.7	3.5
5				142.2	41.0	24.5	16.2	7.5	5.4	4.7	5.3	7.8	12.6	46.5	214.4	12.8	3.5
10				122.2	39.5	23.3	14.7	5.7	3.6	2.9	3.4	5.8	9.4	19.2	40.5	10.6	3.3
15	82.2	88.8		96.4	41.4	24.6	15.3	5.1	3.1	2.5	2.9	4.9	7.4	12.1	18.9	8.4	3.1
23	47.3	49.4	58.3	58.6	35.3	21.9	13.7	4.6	2.7	2.1	2.5	3.9	5.2	7.1	8.8	5.7	2.7
30	34.2	35.2	37.3	35.4	24.1	16.0	10.6	4.4	2.5	1.9	2.2	3.2	4.0	4.9	5.6	4.1	2.4
40	23.7	23.9	23.6	22.1	16.7	12.0	8.5	4.0	2.4	1.8	2.0	2.6	2.9	3.3	3.4	2.9	2.0
50	17.5	17.4	16.6	15.6	12.5	9.5	7.1	3.7	2.2	1.7	1.8	2.1	2.3	2.4	2.4	2.1	1.6
75	9.5	9.3	8.8	8.3	7.2	6.0	4.9	3.1	2.0	1.5	1.4	1.4	1.4	1.4	1.4	1.3	1.1
100	5.9	5.8	5.5	5.3	4.7	4.2	3.6	2.5	1.7	1.3	1.1	1.1	1.1	1.1	1.0	0.95	0.85
125	4.0	3.9	3.8	3.7	3.4	3.1	2.7	2.1	1.5	1.2	1.0	0.91	0.89	0.86	0.82	0.77	0.70
150	2.9	2.8	2.8	2.7	2.5	2.3	2.1	1.7	1.3	1.0	0.86	0.79	0.76	0.74	0.69	0.65	0.60
200	1.7	1.7	1.6	1.6	1.6	1.5	1.4	1.2	1.0	0.81	0.67	0.62	0.60	0.58	0.54	0.52	0.48
250	1.1	1.1	1.1	1.1	1.1	1.0	0.99	0.88	0.76	0.64	0.55	0.50	0.48	0.47	0.44	0.43	0.41

Table A7.4 (continuation)

Equivalent dose rate from Pixel + VI, Scenario 2 for T= 10 y, t= 15d

R\Z	0	20	40	50	70	88.5	107	150	200	250	300	325	335	345	365	380	400
0															213.5	13.5	3.4
5				126.3	36.6	21.7	14.2	6.7	4.8	4.2	4.9	7.4	12.2	45.7	211.9	12.6	3.4
10				108.8	35.4	20.5	12.9	5.0	3.2	2.7	3.2	5.5	9.1	18.9	39.9	10.5	3.2
15	69.5	75.4		86.3	37.3	21.6	13.3	4.5	2.7	2.2	2.7	4.7	7.1	11.9	18.6	8.2	3.0
23	40.2	42.2	50.9	52.5	31.8	19.1	11.9	4.1	2.4	1.9	2.3	3.7	5.0	6.9	8.6	5.5	2.6
30	29.2	30.2	32.6	31.3	21.5	14.0	9.3	3.8	2.2	1.8	2.1	3.1	3.9	4.8	5.4	4.0	2.3
40	20.4	20.6	20.5	19.4	14.8	10.5	7.4	3.6	2.1	1.6	1.8	2.4	2.8	3.2	3.3	2.8	1.9
50	15.1	15.0	14.5	13.7	11.0	8.4	6.2	3.3	2.0	1.5	1.6	2.0	2.2	2.3	2.3	2.1	1.5
75	8.2	8.1	7.6	7.3	6.3	5.3	4.3	2.7	1.7	1.3	1.3	1.3	1.3	1.3	1.3	1.2	1.0
100	5.1	5.0	4.8	4.6	4.1	3.6	3.2	2.2	1.5	1.2	1.0	1.0	0.99	0.98	0.9	0.88	0.79
125	3.5	3.4	3.3	3.2	2.9	2.7	2.4	1.8	1.3	1.0	0.88	0.82	0.81	0.79	0.75	0.71	0.64
150	2.5	2.5	2.4	2.4	2.2	2.0	1.9	1.5	1.2	0.92	0.77	0.71	0.69	0.67	0.63	0.59	0.54
200	1.5	1.5	1.4	1.4	1.4	1.3	1.2	1.0	0.86	0.71	0.60	0.56	0.54	0.53	0.49	0.46	0.44
250	1.0	1.0	1.0	1.0	0.92	0.89	0.85	0.78	0.66	0.57	0.49	0.45	0.43	0.42	0.40	0.39	0.37

Table A7.4 (continuation)

Equivalent dose rate from Pixel + VI, Scenario 2 for T= 10 y, t= 30d

R\Z	0	20	40	50	70	88.5	107	150	200	250	300	325	335	345	365	380	400
0															206.6	13.0	3.2
5				111.6	32.4	18.8	12.2	5.7	4.0	3.6	4.2	6.7	11.4	44.2	205.0	12.1	3.2
10				96.4	31.5	17.8	11.1	4.3	2.7	2.3	2.9	5.1	8.6	18.2	38.6	10.1	3.1
15	59.0	64.1		76.9	33.4	18.7	11.5	3.9	2.3	1.9	2.4	4.4	6.8	11.4	18.0	7.9	2.9
23	34.3	36.1	44.3	47.0	28.6	16.6	10.3	3.6	2.1	1.7	2.1	3.5	4.8	6.6	8.3	5.3	2.5
30	25.0	25.9	28.4	27.6	19.1	12.3	8.0	3.4	2.0	1.5	1.9	2.9	3.7	4.6	5.2	3.9	2.2
40	17.5	17.8	17.9	17.0	13.0	9.2	6.5	3.1	1.8	1.4	1.7	2.3	2.6	3.0	3.2	2.6	1.8
50	13.0	13.0	12.6	11.9	9.6	7.3	5.4	2.9	1.7	1.3	1.5	1.8	2.0	2.2	2.2	1.9	1.5
75	7.1	7.0	6.6	6.3	5.5	4.6	3.8	2.4	1.5	1.2	1.1	1.2	1.2	1.3	1.2	1.1	1.0
100	4.4	4.4	4.2	4.0	3.6	3.2	2.8	1.9	1.3	1.0	0.93	0.91	0.91	0.90	0.9	0.81	0.72
125	3.0	3.0	2.9	2.8	2.6	2.3	2.1	1.6	1.2	0.9	0.79	0.74	0.73	0.71	0.67	0.63	0.58
150	2.2	2.2	2.1	2.0	1.9	1.8	1.6	1.3	1.0	0.81	0.68	0.64	0.62	0.60	0.56	0.54	0.49
200	1.3	1.3	1.3	1.2	1.2	1.1	1.1	0.92	0.76	0.63	0.54	0.50	0.48	0.46	0.44	0.42	0.39
250	0.85	0.85	0.84	0.83	0.81	0.77	0.75	0.68	0.58	0.50	0.43	0.40	0.39	0.37	0.35	0.34	0.32

Table A7.4 (continuation)

Equivalent dose rate from Pixel + VI, Scenario 2 for T= 10 y, t= 100d

R\Z	0	20	40	50	70	88.5	107	150	200	250	300	325	335	345	365	380	400
0															195.7	12.2	3.0
5				84.5	24.2	13.3	8.2	3.4	2.2	2.0	2.6	5.0	9.4	40.4	194.2	11.3	2.9
10				73.6	24.1	12.9	7.8	2.9	1.7	1.4	2.0	4.2	7.5	16.6	36.4	9.4	2.8
15	42.4	46.0		59.5	26.1	13.6	8.1	2.7	1.6	1.3	1.8	3.7	6.0	10.4	16.8	7.4	2.6
23	24.7	26.1	32.8	36.7	22.4	12.1	7.4	2.5	1.4	1.2	1.7	3.0	4.3	6.0	7.7	4.9	2.3
30	18.1	18.8	21.1	21.0	14.6	9.1	5.9	2.4	1.4	1.1	1.5	2.5	3.2	4.1	4.8	3.5	2.0
40	12.7	13.0	13.3	12.8	9.8	6.9	4.8	2.2	1.3	1.1	1.3	1.9	2.3	2.7	2.9	2.4	1.6
50	9.5	9.5	9.3	8.9	7.2	5.5	4.0	2.1	1.3	1.0	1.2	1.6	1.7	1.9	2.0	1.7	1.3
75	5.2	5.2	4.9	4.7	4.1	3.4	2.8	1.7	1.1	0.89	0.92	1.0	1.0	1.1	1.0	0.97	0.83
100	3.3	3.2	3.1	3.0	2.7	2.4	2.0	1.4	0.99	0.79	0.73	0.74	0.74	0.74	0.71	0.67	0.61
125	2.2	2.2	2.1	2.1	1.9	1.7	1.5	1.2	0.86	0.69	0.61	0.60	0.59	0.58	0.55	0.52	0.48
150	1.6	1.6	1.6	1.5	1.4	1.3	1.2	1.0	0.75	0.61	0.53	0.51	0.48	0.47	0.45	0.43	0.40
200	1.0	1.0	0.93	0.93	0.88	0.84	0.79	0.69	0.57	0.47	0.41	0.38	0.37	0.36	0.34	0.33	0.31
250	0.63	0.63	0.62	0.61	0.61	0.59	0.56	0.50	0.44	0.38	0.33	0.31	0.30	0.29	0.28	0.27	0.25

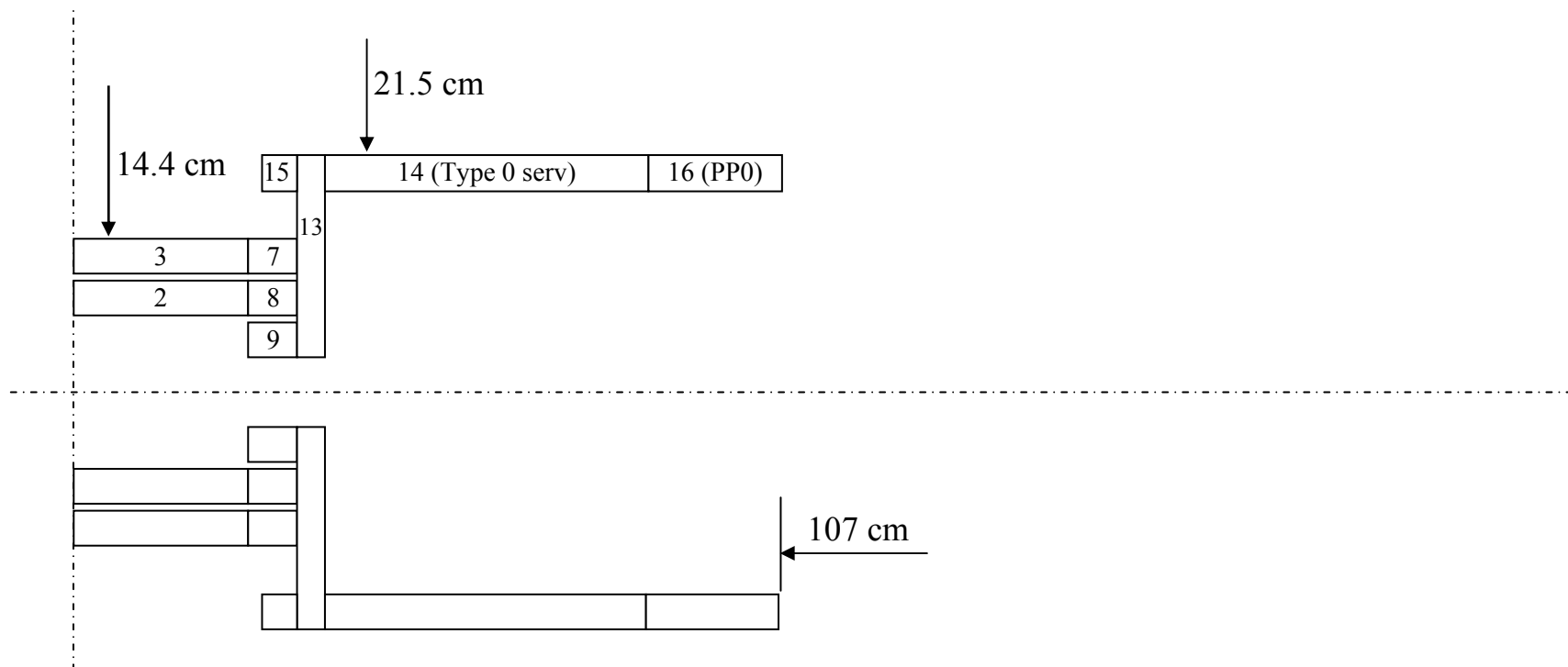


Fig. A7.3 Scenario 3-- Pixel Detector dismantled.

Table A7.5

Equivalent dose rate from Pixel, Scenario 3 for T= 100d, t= 5d

R\Z	0	20	40	50	70	88.5	107	150	200	250	300	325	335	345	365	380	400
0	38.8	42.1	64.6	50.1	16.6	10.7	6.8	2.0	0.90	0.53	0.36	0.30	0.28	0.26	0.23	0.21	0.19
5	41.1	44.6	73.5	52.4	16.6	10.9	6.9	2.0	0.90	0.53	0.36	0.30	0.28	0.26	0.23	0.21	0.19
10				49.7	16.8	11.4	7.2	2.0	0.90	0.53	0.36	0.30	0.28	0.26	0.23	0.21	0.19
15	35.3	39.7		40.8	17.9	13.0	8.1	1.9	0.90	0.53	0.36	0.29	0.28	0.26	0.23	0.21	0.19
23	19.7	20.9	26.0	24.4	15.4	11.6	7.3	1.9	0.89	0.52	0.36	0.29	0.28	0.26	0.23	0.21	0.19
30	14.2	14.9	16.1	15.0	10.5	7.7	5.2	1.8	0.87	0.52	0.36	0.29	0.28	0.26	0.23	0.21	0.19
40	9.9	10.1	10.1	9.4	7.3	5.5	3.9	1.7	0.85	0.51	0.35	0.29	0.27	0.26	0.23	0.21	0.19
50	7.3	7.3	7.1	6.7	5.4	4.2	3.2	1.6	0.83	0.50	0.35	0.29	0.27	0.26	0.23	0.21	0.19
75	4.0	3.9	3.7	3.5	3.1	2.6	2.1	1.3	0.74	0.48	0.34	0.28	0.26	0.25	0.22	0.21	0.19
100	2.5	2.4	2.3	2.2	2.0	1.8	1.5	1.0	0.66	0.44	0.32	0.27	0.25	0.24	0.22	0.20	0.18
125	1.7	1.7	1.6	1.5	1.4	1.3	1.2	0.84	0.58	0.41	0.29	0.25	0.24	0.23	0.21	0.19	0.18
150	1.2	1.2	1.2	1.1	1.0	1.0	0.88	0.68	0.50	0.37	0.27	0.24	0.23	0.22	0.20	0.18	0.17
200	0.70	0.70	0.68	0.66	0.64	0.61	0.57	0.48	0.38	0.29	0.23	0.21	0.20	0.19	0.18	0.17	0.15
250	0.45	0.45	0.44	0.44	0.43	0.41	0.39	0.35	0.29	0.24	0.20	0.18	0.17	0.17	0.16	0.15	0.14

Table A7.5 (continuation)

Equivalent dose rate from Pixel, Scenario 3 for T= 100d, t= 7 d

R\Z	0	20	40	50	70	88.5	107	150	200	250	300	325	335	345	365	380	400
0	35.0	38.1	59.4	46.3	15.3	9.9	6.2	1.8	0.83	0.49	0.33	0.27	0.25	0.24	0.21	0.20	0.18
5	37.1	40.3	67.6	48.6	15.3	10.0	6.3	1.8	0.83	0.49	0.33	0.27	0.25	0.24	0.21	0.20	0.18
10				46.0	15.5	10.5	6.6	1.8	0.83	0.49	0.33	0.27	0.25	0.24	0.21	0.20	0.18
15	31.9	35.9		37.8	16.6	12.0	7.4	1.8	0.82	0.48	0.33	0.27	0.25	0.24	0.21	0.20	0.18
23	17.8	19.0	23.9	22.6	14.3	10.7	6.6	1.7	0.81	0.48	0.33	0.27	0.25	0.24	0.21	0.20	0.18
30	12.9	13.6	14.8	13.9	9.7	7.1	4.7	1.7	0.80	0.48	0.33	0.27	0.25	0.24	0.21	0.20	0.18
40	9.0	9.2	9.2	8.7	6.7	5.0	3.6	1.6	0.78	0.47	0.32	0.27	0.25	0.24	0.21	0.19	0.18
50	6.7	6.7	6.5	6.1	5.0	3.9	2.9	1.4	0.76	0.46	0.32	0.26	0.25	0.23	0.21	0.19	0.18
75	3.7	3.6	3.4	3.3	2.8	2.4	2.0	1.2	0.68	0.44	0.31	0.26	0.24	0.23	0.20	0.19	0.17
100	2.3	2.2	2.1	2.0	1.8	1.6	1.4	0.95	0.60	0.41	0.28	0.25	0.23	0.22	0.20	0.18	0.17
125	1.5	1.5	1.5	1.4	1.3	1.2	1.0	0.77	0.53	0.37	0.27	0.23	0.22	0.21	0.19	0.18	0.16
150	1.1	1.1	1.1	1.0	0.96	0.89	0.81	0.63	0.46	0.34	0.25	0.22	0.21	0.20	0.18	0.17	0.16
200	0.65	0.63	0.62	0.61	0.58	0.56	0.53	0.44	0.35	0.27	0.21	0.19	0.18	0.18	0.16	0.15	0.14
250	0.42	0.41	0.41	0.40	0.39	0.38	0.36	0.32	0.26	0.22	0.18	0.17	0.16	0.15	0.14	0.14	0.13

Table A7.5 (continuation)

Equivalent dose rate from Pixel, Scenario 3 for T= 100d, t= 15 d

R\Z	0	20	40	50	70	88.5	107	150	200	250	300	325	335	345	365	380	400
0	27.3	30.0	48.5	38.9	12.8	8.1	5.1	1.5	0.68	0.40	0.27	0.22	0.21	0.20	0.17	0.16	0.15
5	28.9	31.6	54.9	40.9	12.8	8.2	5.1	1.5	0.68	0.40	0.27	0.22	0.21	0.20	0.17	0.16	0.15
10				38.7	13.0	8.6	5.3	1.5	0.68	0.40	0.27	0.22	0.21	0.20	0.17	0.16	0.15
15	25.0	28.2		31.8	13.9	9.7	6.0	1.5	0.67	0.40	0.27	0.22	0.21	0.20	0.17	0.16	0.15
23	14.1	15.2	19.6	19.0	12.0	8.7	5.4	1.4	0.67	0.39	0.27	0.22	0.21	0.19	0.17	0.16	0.15
30	10.3	10.9	12.1	11.5	8.1	5.8	3.9	1.3	0.66	0.39	0.27	0.22	0.21	0.19	0.17	0.16	0.14
40	7.2	7.4	7.5	7.1	5.5	4.1	2.9	1.3	0.63	0.38	0.27	0.22	0.20	0.19	0.17	0.16	0.14
50	5.4	5.4	5.3	5.0	4.1	3.2	2.4	1.2	0.61	0.38	0.25	0.22	0.20	0.19	0.17	0.16	0.14
75	3.0	2.9	2.8	2.6	2.3	2.0	1.6	0.95	0.55	0.36	0.24	0.21	0.20	0.19	0.17	0.15	0.14
100	1.8	1.8	1.7	1.7	1.5	1.3	1.1	0.77	0.49	0.33	0.23	0.20	0.19	0.18	0.16	0.15	0.14
125	1.2	1.2	1.2	1.1	1.1	1.0	0.85	0.63	0.42	0.30	0.22	0.19	0.18	0.17	0.16	0.14	0.13
150	0.90	0.89	0.85	0.83	0.78	0.72	0.66	0.51	0.37	0.28	0.20	0.18	0.17	0.16	0.15	0.14	0.13
200	0.52	0.52	0.50	0.50	0.48	0.45	0.43	0.36	0.29	0.22	0.17	0.16	0.15	0.14	0.13	0.13	0.12
250	0.34	0.34	0.33	0.33	0.32	0.31	0.30	0.26	0.21	0.18	0.15	0.14	0.13	0.13	0.12	0.11	0.10

Table A7.5 (continuation)

Equivalent dose rate from Pixel, Scenario 3 for T= 100d, t= 30 d

R\Z	0	20	40	50	70	88.5	107	150	200	250	300	325	335	345	365	380	400
0	21.2	23.4	39.1	32.3	10.5	6.5	4.0	1.2	0.54	0.32	0.21	0.18	0.17	0.16	0.14	0.13	0.12
5	22.4	24.7	44.0	34.0	10.5	6.6	4.1	1.2	0.54	0.32	0.21	0.18	0.17	0.16	0.14	0.13	0.12
10				32.1	10.7	6.9	4.2	1.2	0.54	0.32	0.21	0.18	0.17	0.16	0.14	0.13	0.12
15	19.5	22.1		26.5	11.5	7.7	4.7	1.2	0.54	0.32	0.21	0.18	0.17	0.16	0.14	0.13	0.12
23	11.1	12.0	15.9	15.8	9.9	6.9	4.3	1.1	0.53	0.32	0.21	0.18	0.17	0.16	0.14	0.13	0.12
30	8.1	8.6	9.8	9.4	6.6	4.7	3.1	1.1	0.52	0.31	0.21	0.18	0.17	0.16	0.14	0.13	0.12
40	5.7	5.9	6.1	5.8	4.5	3.3	2.4	1.0	0.51	0.31	0.21	0.18	0.16	0.16	0.14	0.13	0.12
50	4.3	4.3	4.3	4.1	3.3	2.6	1.9	0.95	0.49	0.31	0.20	0.17	0.16	0.15	0.14	0.13	0.12
75	2.4	2.4	2.2	2.1	1.9	1.6	1.3	0.77	0.45	0.29	0.20	0.17	0.16	0.15	0.14	0.13	0.11
100	1.5	1.5	1.4	1.3	1.2	1.1	0.92	0.62	0.40	0.27	0.19	0.16	0.15	0.14	0.13	0.12	0.11
125	1.0	0.99	0.95	0.92	0.85	0.78	0.69	0.50	0.34	0.25	0.18	0.15	0.15	0.14	0.13	0.12	0.11
150	0.72	0.71	0.69	0.67	0.63	0.58	0.53	0.42	0.30	0.23	0.16	0.14	0.14	0.13	0.12	0.11	0.10
200	0.42	0.42	0.41	0.40	0.39	0.37	0.34	0.29	0.23	0.18	0.14	0.13	0.12	0.12	0.11	0.10	0.09
250	0.27	0.27	0.27	0.27	0.26	0.25	0.24	0.21	0.17	0.14	0.12	0.11	0.11	0.10	0.10	0.09	0.09



Table A7.5 (continuation)

Equivalent dose rate from Pixel, Scenario 3 for T= 100d, t= 100 d

R\Z	0	20	40	50	70	88.5	107	150	200	250	300	325	335	345	365	380	400
0	12.5	13.8	23.6	20.9	6.7	3.9	2.4	0.71	0.33	0.20	0.13	0.11	0.10	0.10	0.09	0.08	0.07
5	13.2	14.5	26.2	22.2	6.7	3.9	2.4	0.71	0.33	0.20	0.13	0.11	0.10	0.10	0.09	0.08	0.07
10				20.7	6.9	4.1	2.5	0.71	0.33	0.20	0.13	0.11	0.10	0.10	0.09	0.08	0.07
15	11.6	13.1		17.2	7.5	4.5	2.7	0.70	0.33	0.20	0.13	0.11	0.10	0.10	0.09	0.08	0.07
23	6.6	7.2	9.8	10.4	6.4	4.0	2.5	0.68	0.33	0.20	0.13	0.11	0.10	0.10	0.09	0.08	0.07
30	4.9	5.2	6.1	6.0	4.2	2.8	1.8	0.66	0.32	0.20	0.13	0.11	0.10	0.10	0.09	0.08	0.07
40	3.5	3.6	3.8	3.6	2.8	2.0	1.4	0.62	0.32	0.19	0.13	0.11	0.10	0.10	0.09	0.08	0.07
50	2.6	2.6	2.6	2.5	2.1	1.6	1.2	0.57	0.31	0.19	0.13	0.11	0.10	0.10	0.09	0.08	0.07
75	1.4	1.4	1.4	1.3	1.1	1.0	0.79	0.47	0.27	0.18	0.12	0.10	0.10	0.09	0.08	0.08	0.07
100	0.91	0.89	0.86	0.82	0.74	0.65	0.56	0.38	0.24	0.16	0.12	0.10	0.10	0.09	0.08	0.08	0.07
125	0.61	0.60	0.58	0.57	0.52	0.47	0.42	0.31	0.21	0.15	0.11	0.10	0.09	0.09	0.08	0.07	0.07
150	0.44	0.43	0.42	0.41	0.39	0.35	0.33	0.25	0.19	0.13	0.10	0.09	0.09	0.08	0.08	0.07	0.07
200	0.26	0.25	0.25	0.24	0.23	0.22	0.21	0.18	0.14	0.11	0.09	0.08	0.08	0.07	0.07	0.06	0.06
250	0.17	0.17	0.17	0.17	0.16	0.15	0.14	0.13	0.11	0.09	0.08	0.07	0.07	0.07	0.06	0.05	0.05

Table A7.6

Equivalent dose rate from Pixel, Scenario 3 for T= 10 y, t= 5d

R\Z	0	20	40	50	70	88.5	107	150	200	250	300	325	335	345	365	380	400
0	59.0	64.8	108.0	97.2	31.3	18.4	11.2	3.4	1.5	0.92	0.61	0.51	0.48	0.45	0.40	0.36	0.33
5	62.4	68.3	119.0	103.5	31.5	18.6	11.3	3.4	1.5	0.92	0.61	0.51	0.48	0.45	0.40	0.36	0.33
10				95.4	32.3	19.3	11.7	3.3	1.5	0.92	0.61	0.51	0.48	0.45	0.40	0.36	0.33
15	54.0	60.9		78.7	35.3	21.4	12.9	3.3	1.5	0.91	0.61	0.51	0.48	0.45	0.40	0.36	0.33
23	30.8	33.2	44.3	48.0	30.3	19.1	11.6	3.2	1.5	0.91	0.61	0.51	0.48	0.45	0.40	0.36	0.33
30	22.6	24.0	27.9	27.6	19.7	13.2	8.6	3.1	1.5	0.90	0.60	0.51	0.48	0.45	0.40	0.36	0.33
40	16.1	16.6	17.3	16.7	13.2	9.5	6.7	2.9	1.5	0.89	0.60	0.50	0.47	0.45	0.40	0.36	0.33
50	12.0	12.2	12.1	11.6	9.6	7.4	5.5	2.7	1.4	0.86	0.59	0.50	0.47	0.44	0.40	0.36	0.32
75	6.7	6.6	6.3	6.1	5.3	4.5	3.7	2.2	1.3	0.82	0.57	0.48	0.45	0.43	0.39	0.35	0.32
100	4.2	4.1	4.0	3.8	3.4	3.0	2.6	1.8	1.1	0.76	0.53	0.46	0.44	0.41	0.36	0.34	0.31
125	2.8	2.8	2.7	2.6	2.4	2.2	2.0	1.4	0.98	0.69	0.50	0.44	0.42	0.40	0.35	0.33	0.30
150	2.0	2.0	2.0	1.9	1.8	1.7	1.5	1.2	0.86	0.63	0.47	0.41	0.40	0.37	0.33	0.31	0.29
200	1.2	1.2	1.2	1.1	1.1	1.0	0.98	0.81	0.65	0.51	0.40	0.35	0.34	0.33	0.30	0.28	0.26
250	0.78	0.77	0.76	0.75	0.73	0.71	0.68	0.59	0.50	0.41	0.34	0.31	0.30	0.29	0.27	0.25	0.24

Table A7.6 (continuation)

Equivalent dose rate from Pixel, Scenario 3 for T= 10 y, t= 7 d

R\Z	0	20	40	50	70	88.5	107	150	200	250	300	325	335	345	365	380	400
0	55.1	60.6	102.6	93.3	30.0	17.5	10.6	3.2	1.5	0.87	0.58	0.48	0.46	0.43	0.38	0.35	0.31
5	58.3	63.9	113.0	99.5	30.2	17.7	10.7	3.2	1.5	0.87	0.58	0.48	0.46	0.43	0.38	0.35	0.31
10				91.6	30.9	18.3	11.1	3.2	1.5	0.87	0.58	0.48	0.46	0.43	0.38	0.35	0.31
15	50.5	57.1		75.6	33.9	20.3	12.2	3.1	1.5	0.87	0.58	0.48	0.46	0.43	0.38	0.35	0.31
23	28.9	31.3	42.2	46.1	29.1	18.1	11.0	3.0	1.4	0.86	0.58	0.48	0.45	0.43	0.38	0.34	0.31
30	21.3	22.7	26.5	26.4	18.9	12.6	8.2	2.9	1.4	0.86	0.57	0.48	0.45	0.43	0.38	0.34	0.31
40	15.2	15.7	16.5	16.0	12.6	9.1	6.3	2.7	1.4	0.84	0.57	0.48	0.45	0.42	0.38	0.34	0.31
50	11.4	11.5	11.5	11.1	9.2	7.0	5.2	2.5	1.3	0.82	0.56	0.47	0.45	0.42	0.38	0.34	0.31
75	6.3	6.3	6.0	5.8	5.1	4.3	3.5	2.1	1.2	0.78	0.54	0.46	0.43	0.41	0.36	0.33	0.30
100	4.0	3.9	3.8	3.6	3.3	2.9	2.5	1.7	1.1	0.72	0.51	0.44	0.42	0.39	0.35	0.32	0.29
125	2.7	2.7	2.6	2.5	2.3	2.1	1.9	1.4	0.93	0.65	0.48	0.42	0.40	0.38	0.33	0.31	0.28
150	1.9	1.9	1.9	1.8	1.7	1.6	1.4	1.1	0.81	0.60	0.45	0.39	0.38	0.35	0.32	0.30	0.27
200	1.1	1.1	1.1	1.1	1.0	0.98	0.92	0.77	0.61	0.48	0.38	0.34	0.32	0.31	0.29	0.27	0.25
250	0.74	0.73	0.72	0.72	0.69	0.67	0.64	0.57	0.47	0.39	0.32	0.29	0.28	0.27	0.25	0.24	0.22

Table A7.6 (continuation)

Equivalent dose rate from Pixel, Scenario 3 for T= 10 y, t= 15 d

R\Z	0	20	40	50	70	88.5	107	150	200	250	300	325	335	345	365	380	400
0	47.1	52.2	91.1	85.3	27.3	15.6	9.4	2.8	1.3	0.77	0.52	0.43	0.41	0.38	0.33	0.31	0.28
5	49.8	54.9	99.7	91.3	27.5	15.7	9.4	2.8	1.3	0.77	0.52	0.43	0.41	0.38	0.33	0.31	0.28
10				83.7	28.2	16.3	9.8	2.8	1.3	0.77	0.52	0.43	0.41	0.38	0.33	0.31	0.28
15	43.3	49.1		69.2	31.0	17.9	10.7	2.8	1.3	0.77	0.52	0.43	0.41	0.38	0.33	0.31	0.28
23	25.0	27.2	37.7	42.2	26.7	16.0	9.7	2.7	1.3	0.76	0.52	0.43	0.40	0.38	0.33	0.31	0.28
30	18.5	19.8	23.7	23.9	17.2	11.2	7.2	2.6	1.3	0.76	0.51	0.43	0.40	0.38	0.33	0.31	0.28
40	13.3	13.8	14.7	14.3	11.3	8.1	5.6	2.4	1.2	0.74	0.51	0.43	0.40	0.38	0.33	0.30	0.28
50	10.0	10.2	10.2	9.9	8.2	6.3	4.6	2.3	1.2	0.73	0.50	0.42	0.40	0.38	0.33	0.30	0.27
75	5.6	5.6	5.4	5.1	4.5	3.8	3.1	1.9	1.1	0.69	0.47	0.41	0.39	0.37	0.32	0.30	0.27
100	3.5	3.5	3.3	3.2	2.9	2.6	2.2	1.5	0.95	0.64	0.45	0.39	0.37	0.35	0.31	0.29	0.26
125	2.4	2.4	2.3	2.2	2.0	1.9	1.7	1.2	0.83	0.58	0.43	0.37	0.35	0.33	0.30	0.28	0.25
150	1.7	1.7	1.7	1.6	1.5	1.4	1.3	1.0	0.72	0.53	0.40	0.35	0.33	0.31	0.28	0.27	0.24
200	1.0	1.0	0.98	0.96	0.92	0.88	0.82	0.69	0.55	0.43	0.34	0.30	0.29	0.28	0.25	0.24	0.22
250	0.66	0.65	0.64	0.64	0.62	0.60	0.57	0.50	0.42	0.35	0.28	0.26	0.25	0.24	0.23	0.21	0.19

Table A7.6 (continuation)

Equivalent dose rate from Pixel, Scenario 3 for T= 10 y, t= 30 d

R\Z	0	20	40	50	70	88.5	107	150	200	250	300	325	335	345	365	380	400
0	40.5	45.0	80.7	77.8	24.8	13.9	8.2	2.5	1.2	0.68	0.46	0.38	0.36	0.34	0.30	0.27	0.25
5	42.7	47.3	87.6	83.5	24.9	14.0	8.3	2.5	1.2	0.68	0.46	0.38	0.36	0.34	0.30	0.27	0.25
10				76.2	25.7	14.4	8.5	2.5	1.2	0.68	0.46	0.38	0.36	0.34	0.30	0.27	0.25
15	37.3	42.4		63.2	28.3	15.7	9.3	2.5	1.2	0.68	0.46	0.38	0.36	0.34	0.30	0.27	0.25
23	21.7	23.7	33.5	38.6	24.4	14.0	8.4	2.4	1.1	0.68	0.46	0.38	0.36	0.34	0.30	0.27	0.25
30	16.2	17.4	21.1	21.6	15.5	10.0	6.4	2.3	1.1	0.67	0.46	0.38	0.36	0.34	0.29	0.27	0.25
40	11.6	12.1	13.1	12.8	10.2	7.2	5.0	2.2	1.1	0.66	0.45	0.38	0.36	0.34	0.29	0.27	0.25
50	8.8	9.0	9.1	8.8	7.4	5.6	4.1	2.0	1.1	0.65	0.44	0.38	0.35	0.33	0.29	0.27	0.24
75	5.0	4.9	4.8	4.6	4.0	3.4	2.8	1.6	0.95	0.62	0.42	0.36	0.34	0.33	0.28	0.26	0.24
100	3.1	3.1	3.0	2.9	2.6	2.3	2.0	1.3	0.85	0.56	0.40	0.35	0.33	0.30	0.28	0.26	0.23
125	2.1	2.1	2.0	2.0	1.8	1.6	1.5	1.1	0.74	0.52	0.38	0.33	0.31	0.29	0.26	0.25	0.23
150	1.5	1.5	1.5	1.4	1.3	1.2	1.1	0.88	0.64	0.47	0.36	0.30	0.29	0.28	0.25	0.24	0.22
200	0.90	0.89	0.87	0.85	0.82	0.77	0.73	0.61	0.49	0.38	0.30	0.27	0.26	0.25	0.23	0.21	0.20
250	0.58	0.58	0.57	0.57	0.55	0.52	0.50	0.45	0.37	0.31	0.25	0.23	0.22	0.22	0.20	0.19	0.17

Table A7.6 (continuation)

Equivalent dose rate from Pixel, Scenario 3 for T= 10 y, t= 100 d

R\Z	0	20	40	50	70	88.5	107	150	200	250	300	325	335	345	365	380	400
0	29.7	33.1	61.4	63.0	19.8	10.6	6.2	1.9	0.89	0.53	0.35	0.30	0.27	0.26	0.23	0.21	0.19
5	31.3	34.7	65.5	67.9	20.0	10.7	6.2	1.9	0.89	0.53	0.35	0.30	0.27	0.26	0.23	0.21	0.19
10				61.4	20.6	10.9	6.4	1.9	0.89	0.53	0.35	0.30	0.27	0.26	0.23	0.21	0.19
15	27.4	31.2		50.9	23.0	11.8	6.9	1.9	0.88	0.53	0.35	0.30	0.27	0.26	0.23	0.21	0.19
23	16.1	17.7	25.8	31.4	19.8	10.5	6.2	1.8	0.87	0.53	0.35	0.30	0.27	0.26	0.23	0.21	0.19
30	12.1	13.1	16.3	17.2	12.4	7.6	4.8	1.8	0.86	0.51	0.35	0.30	0.27	0.26	0.23	0.21	0.19
40	8.8	9.2	10.1	10.1	8.0	5.6	3.8	1.7	0.84	0.51	0.35	0.30	0.27	0.25	0.23	0.21	0.19
50	6.7	6.9	7.0	6.9	5.7	4.4	3.2	1.5	0.82	0.50	0.34	0.29	0.27	0.25	0.23	0.21	0.19
75	3.8	3.8	3.7	3.5	3.1	2.6	2.1	1.3	0.73	0.47	0.33	0.27	0.26	0.25	0.22	0.21	0.19
100	2.4	2.4	2.3	2.2	2.0	1.8	1.5	1.0	0.66	0.44	0.31	0.26	0.25	0.24	0.21	0.20	0.18
125	1.6	1.6	1.6	1.5	1.4	1.3	1.1	0.83	0.57	0.41	0.30	0.25	0.24	0.23	0.21	0.19	0.18
150	1.2	1.2	1.1	1.1	1.0	0.96	0.88	0.68	0.49	0.36	0.27	0.24	0.23	0.22	0.20	0.18	0.16
200	0.69	0.68	0.67	0.66	0.63	0.60	0.56	0.47	0.37	0.30	0.23	0.21	0.20	0.19	0.18	0.16	0.15
250	0.45	0.45	0.44	0.43	0.42	0.41	0.39	0.34	0.29	0.24	0.20	0.18	0.18	0.16	0.15	0.14	0.13